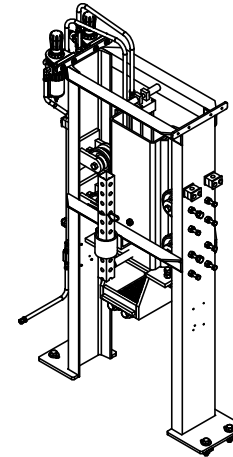


ITEM NO.	PART NUMBER	DESCRIPTION	QTY.
1	107-120-036-901	VERTICAL SLIDE STOP ADJ. - SPACER	2
2	107-120-039-901	PIPE, CYLINDER BRACE SPACER	2
3	107-600-720-XXX	[H2] HOSE , 0.25 IN. #2556-4 , 25 IN. LG W/ 4797-4 (BOTH-ENDS)	1
4	107-600-721-XXX	[ H3 ] HOSE , 0.25 IN #2556-4 , 39 IN. LG. E/ 4797-4 (BOTH-ENDS)	1
5	107-600-722-XXX	[H1] HOSE , 0.25 IN. #2556-4 , 34 IN. LG. W/ 4797-4 (BOTH-ENDS)	1
6	107-600-723-XXX	[H4] HOSE , 0.25 IN. #2556-4 , 34 IN. LG. W/ 4797-4 (BOTH-ENDS)	1
7	107-600-724-XXX	[ H5 ] HOSE , 0.25 IN #2556-4 , FF. LG. W/ 4797-4 (BOTH-ENDS)	1
8	107-700-225-00	O.D. SCRAPER FRAME ASSEMBLY	1
9	107-700-226-00	CENTER TUBE ASSEMBLY	1
10	107-700-229-00	VERTICAL SLIDE ANCHOR TUBING	1
11	107-701-129-00	SCRAPER HEAD ASSEMBLY	1
12	107-701-132-00	O.D. SCRAPER WHEEL ASSEMBLY	4
13	M14007	AIR FLOW CONTROL VALVE, 1/4 in.	1
14	M14124	NUT, HEX	8
15	M14140	WASHER, LOCK, .50"	6
16	M14304	BOLT, HHCS, .50" X 4.50" NC GR5	1
17	M14305	BOLT, HHCS, .25" X .75"	4
18	M14310	BOLT, HHCS, .50" X 1.50" NC GR5	6
19	M14311	BOLT, HHCS, .50" X 1.75" NC GR5	4
20	M14312	BOLT, HHCS, .50" X 2" NC GR5	4
21	M14420	BOLT, HHCS, .50" X 7" NC GR8	1
22	M14476	BOLT, SHCS, 10-24 X .75"	4
23	M14538	MOUNTING BRACKET	2
24	M15099	AIR CYLIDNER	1
25	M15296	ROD EYE	1
26	M15478	PIPE PLUG	2
27	M15574	FITG	3
28	M15581	FITG	6
29	M15597	TEE	1
30	M15600	NIPPLE	2

ITEM NO.	PART NUMBER	DESCRIPTION	QTY.
31	M15610	FITG	10
32	M15637	ELBOW	1
33	M16022	AIR VALVE	2
34	M16098	COTTER PIN	1
35	M16448	MUFFLER	1
36	M16483	NUT, HEX	4
37	M16522	NUT, JAM, .50" NC	2
38	M16529	NUT, JAM, .625" NC	1
39	M17218	LEVELING SHIM	4
40	M17556	DIRECTIONAL CONTROL VALVE	1
41	M17649	WASHER, FLAT, .50"	6
42	M17650	WASHER, FLAT, .25"	4
43	M22848	NUT, JAM, .375" NC	16
44	M37074	BOLT, HHCS, .375" x 1.50" NC GR5	16



ECN	REV	DESCRIPTION	DRAWN	CHECKED	DATE
-	A	RELEASED FOR MANUFACTURING			
0188	B	REPLACED WASHER/LOCK NUT WITH WASHER/JAM NUT			
0554	C	CORRECTED SAP #S AND REMOVE .5" SS LW REPLACED W/REG.			
0773	D	REDO PRINT & ADD & REMOVE PARTS SEE ECN			
	E				

UNLESS OTHERWISE STATED	TOLERANCE UNLESS OTHERWISE SPECIFIED
- ALL SHARP EDGES TO BE ROUND R0.125"	X" ± .5"
- ALL WELDS IN ACCORDANCE WITH AWS D1.1 and KWS-001	X.X" ± .25"
- MARK/STAMP PT. # AND/OR W.O. # ON PARTS	X.XX" ± .125"
- Q ± 0.063	X.XXX" ± .063"
MATERIAL	X.XXXX" ± .010"
N/A	X" ± 1"
COATING	
N/A	
DO NOT SCALE ALL DIMENSION IN INCHES	

DRAWN:	CHECKED:	APPROVED:

**PROPRIETARY AND CONFIDENTIAL**

THE INFORMATION CONTAINED IN THIS DRAWING IS THE SOLE PROPERTY OF MIE SUPPLY. ANY REPRODUCTION IN PART OR AS A WHOLE WITHOUT THE WRITTEN PERMISSION OF MIE SUPPLY IS PROHIBITED.

TITLE: **O.D. SCRAPER ASSEMBLY**

BY: \_\_\_\_\_ DATE: \_\_\_\_\_

DWG. No: **M13628** REV.: **D**

SAP. No: 13628 WT: 209.052 LBS SHEET 1 OF 3

I H G F E D C B A

5

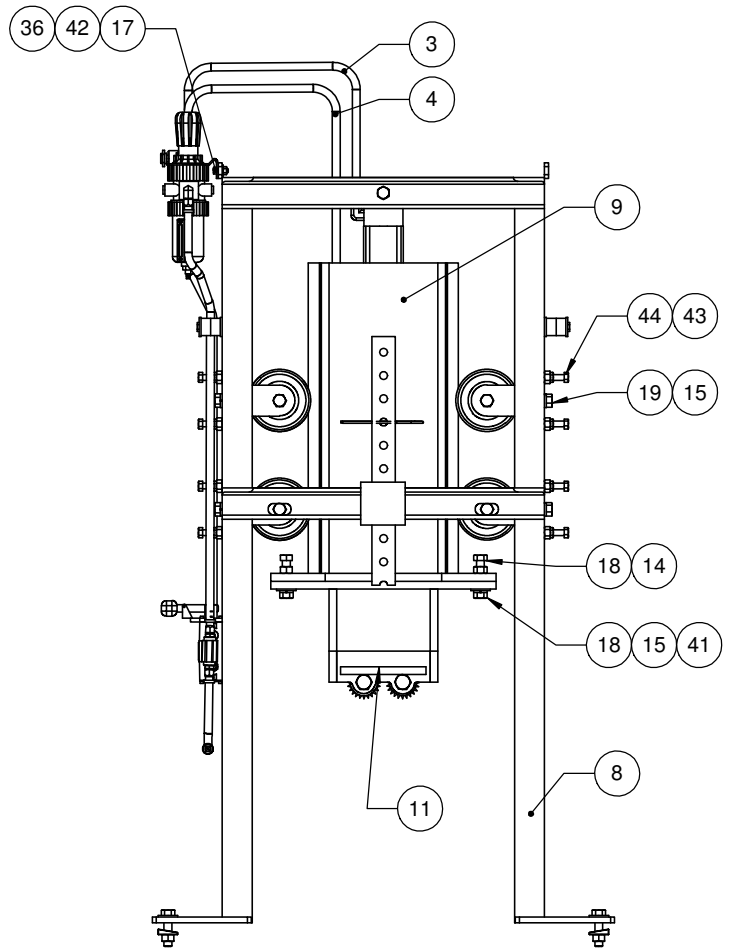
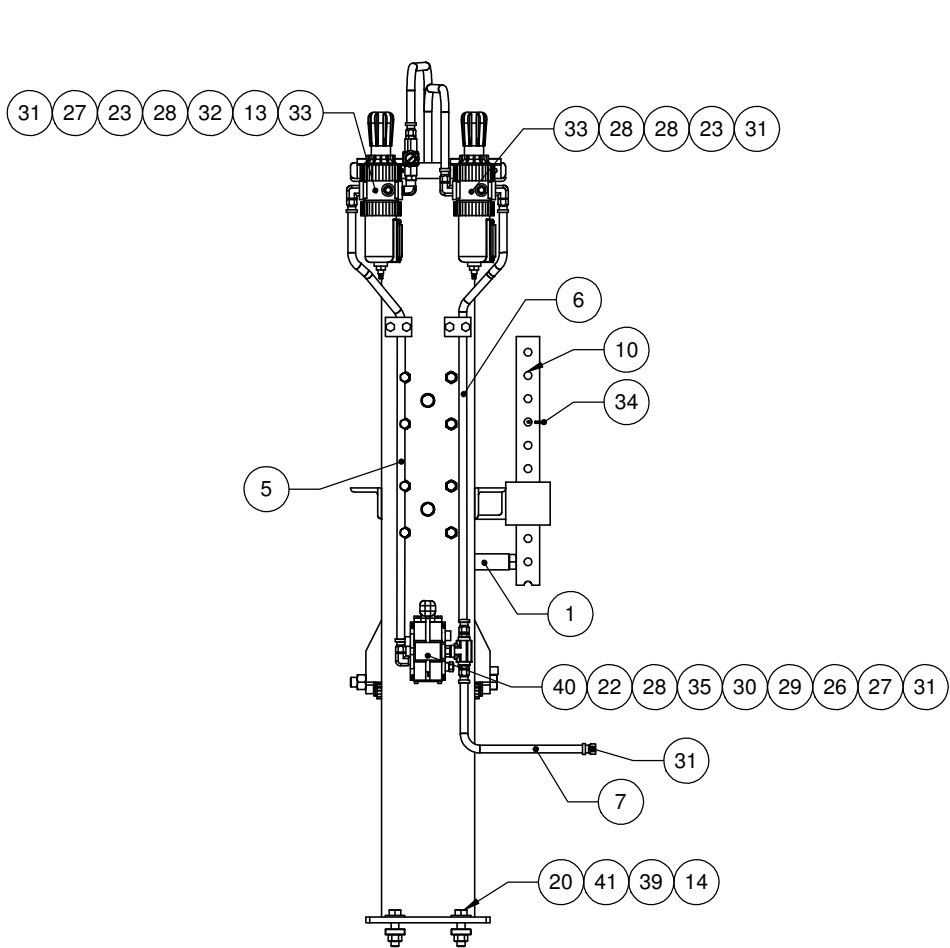
4

3

2

1

Sub Assemblies



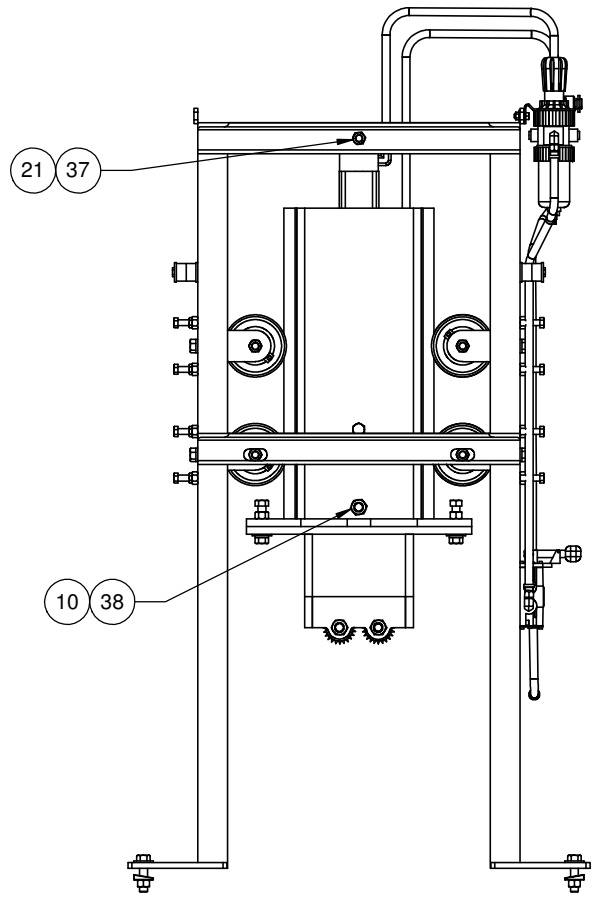
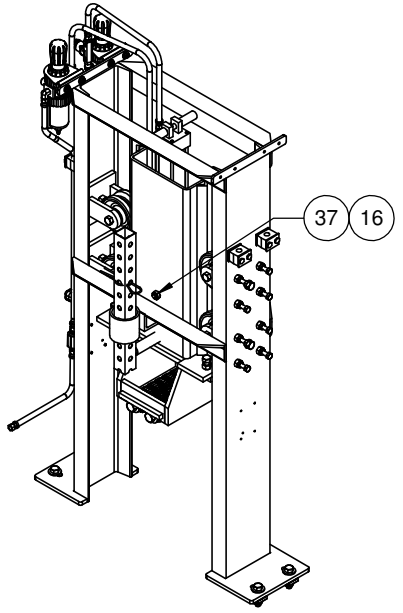
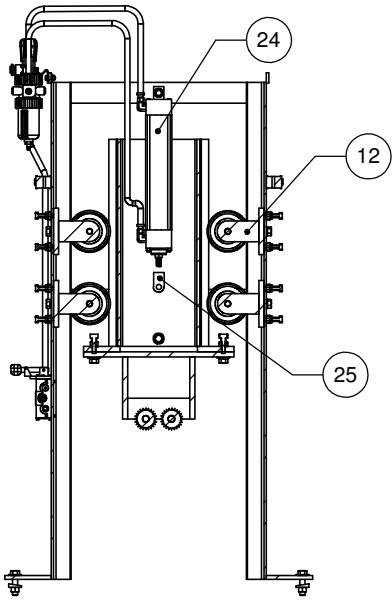
ECN	REV	DESCRIPTION	DRAWN	CHECKED	DATE	UNLESS OTHERWISE STATED	TOLERANCE UNLESS OTHERWISE SPECIFIED	PROPRIETARY AND CONFIDENTIAL	
-	A	RELEASED FOR MANUFACTURING				- ALL SHARP EDGES TO BE GROUND R0.125" - ALL WELDS IN ACCORDANCE WITH AWS D1.1 and S-001 - MARK/STAMP PT. # AND/OR W.O. # ON PARTS ± 0.063	X" ± .5" X.X" ± .25" X.XX" ± .125" X.XXX" ± .063" X.XXXX" ± .010" X" ± 1"	THE INFORMATION CONTAINED IN THIS DRAWING IS THE SOLE PROPERTY OF MIE SUPPLY. ANY REPRODUCTION IN PART OR AS A WHOLE WITHOUT THE WRITTEN PERMISSION OF MIE SUPPLY IS PROHIBITED.	
0188	B	REPLACED WASHER/LOCK NUT WITH WASHER/JAM NUT				MATERIAL	3rd ANGLE PROJECTION	DRAWN:	BY: DATE:
0554	C	CORRECTED SAP #S AND REMOVE .5" SS LW REPLACED W/REG.				N/A		CHECKED:	
0773	D	REDO PRINT & ADD & REMOVE PARTS SEE ECN				COATING		APPROVED:	
	E					N/A			
						DO NOT SCALE ALL DIMENSION IN INCHES			
I	H	G	F	E	D	C	B	A	

**PROPRIETARY AND CONFIDENTIAL**  
 THE INFORMATION CONTAINED IN THIS DRAWING IS THE SOLE PROPERTY OF MIE SUPPLY. ANY REPRODUCTION IN PART OR AS A WHOLE WITHOUT THE WRITTEN PERMISSION OF MIE SUPPLY IS PROHIBITED.

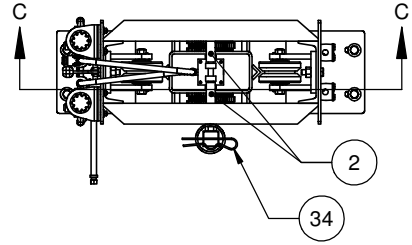
TITLE:  
**O.D. SCRAPER ASSEMBLY**

DWG. No: \_\_\_\_\_ REV: **D**

SAP. No: 13628 WT: 209.052 LBS SHEET 2 OF 3



SECTION C-C



5

4

3

2

1

Sub Assemblies

ECN	REV	DESCRIPTION	DRAWN	CHECKED	DATE	UNLESS OTHERWISE STATED	TOLERANCE UNLESS OTHERWISE SPECIFIED	PROPRIETARY AND CONFIDENTIAL		
-	A	RELEASED FOR MANUFACTURING				- ALL SHARP EDGES TO BE GROUND R0.125" - ALL WELDS IN ACCORDANCE WITH AWS D1.1 and S-001 - MARK/STAMP PT. # AND/OR W.O. # ON PARTS - Q ± 0.063	X" ± .5" X.X" ± .25" X.XX" ± .125" X.XXX" ± .063" X.XXXX" ± .010" X" ± 1"	THE INFORMATION CONTAINED IN THIS DRAWING IS THE SOLE PROPERTY OF MIE SUPPLY. ANY REPRODUCTION IN PART OR AS A WHOLE WITHOUT THE WRITTEN PERMISSION OF MIE SUPPLY, IS PROHIBITED.		
0188	B	REPLACED WASHER/LOCK NUT WITH WASHER/JAM NUT				MATERIAL	3rd ANGLE PROJECTION	DRAWN:	BY: DATE:	
0554	C	CORRECTED SAP #S AND REMOVE .5" SS LW REPLACED W/REG.				N/A		CHECKED:		
0773	D	REDO PRINT & ADD & REMOVE PARTS SEE ECN				COATING		APPROVED:		
	E					N/A				
						DO NOT SCALE ALL DIMENSION IN INCHES				
I	H	G	F	E	D	C	B	A		
								SAP. No: 13628	WT: 209.052 LBS	SHEET 3 OF 3
									REV: <b>D</b>	